



**OAKLAND UNIFIED  
SCHOOL DISTRICT**

*Community Schools, Thriving Students*

# Charter Renewal Recommendation: American Indian Public High School (AIPHS)

OUSD Office of Charter Schools



Presented by Kelly Krag-Arnold

Presented to the OUSD Board of Education

December 2, 2020

[www.ousd.org](http://www.ousd.org)



@OUSDnews



# OUSD Charter Renewal Standards

OUSD Charter Renewal Standard	Key Evidence Considered by OUSD Staff
<b>I. The school is academically sound</b>	<ul style="list-style-type: none"><li>• Renewal tier analysis</li><li>• School Performance Analysis (State Dashboard and CORE growth data)</li><li>• Key student group performance comparisons</li><li>• School Quality Review site visit</li><li>• Performance Improvement Plan (if applicable)</li></ul>
<b>II: The school is demonstrably likely to be able to implement the proposed program</b>	<ul style="list-style-type: none"><li>• Finances</li><li>• Enrollment trends and demographics</li><li>• Notices of Concern</li><li>• Board health/effectiveness</li></ul>
<b>III: The school's plans for a future charter term are "reasonably comprehensive"</b>	<ul style="list-style-type: none"><li>• Required charter petition elements/information</li></ul>
<b>IV: The school is serving all students who wish to attend</b>	<ul style="list-style-type: none"><li>• State-provided enrollment data</li><li>• Any substantiated complaints related to suspension/expulsion violations</li></ul> <p>(NOTE: Ed Code limits consideration to only these data sources.)</p>



Office of Charter Schools  
Recommendation for  
AIPHS:  
**Approve**

Renewal Standard I – Academically Sound: **Met**

Renewal Standard II – Likely to Implement Proposed  
Program: **Met**

Renewal Standard III – Plans are “Reasonably  
Comprehensive”: **Met**

Renewal Standard IV – Serving All Students Who  
Wish to Attend: **Met**

# Strengths and Challenges

---

## Strengths

- Strong A-G graduation rates: nearly all graduates at AIPHS met A-G standards in all years of the charter term.
- Economically disadvantaged students have outperformed their OUSD on state test proficiency by at least 20 percentage points in all three years of the charter term.
- College-going rates both schoolwide and for socioeconomically disadvantaged students were higher than the OUSD average for three most recent years, including 12-17 percentage points higher in the most recent two years.

## Challenges

- Serves a particularly low percentage (3%) of students with disabilities.
- The school's leadership appears to have minimal involvement in classroom observations or staff coaching.
- Charter Management Organization has not always displayed a willingness to collaborate/partner with OUSD: they do not participate in CORE, they did not consent to sharing data with OUSD as part of the data sharing partnership with Oakland Enrolls and UC Berkeley, they held facilities offers in the Prop 39 process that ultimately they had no intention of accepting.

# Renewal Tier Analysis

---

- AB 1505 introduced a new 3-tiered system for charter renewal
- State identified the renewal tier (Low, Middle, or High) for each school based on its State Dashboard indicators
- AIPHS met **Middle Tier** criteria

## Renewal Decision Requirements - Middle Tier Schools

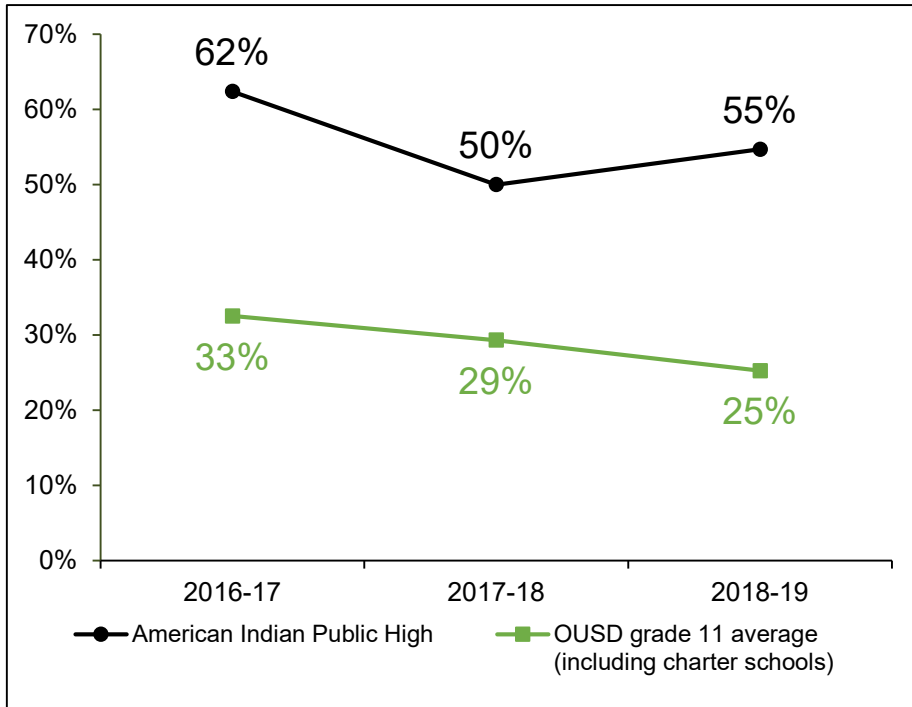
- Eligible for 5-year renewal term
- May only be denied for academic reasons if the Board makes **all** of the following written findings:
  - The school has failed to make sufficient progress toward meeting standards for students;
  - Closure is in the best interest of students; AND
  - The decision provided greater weight to academic performance



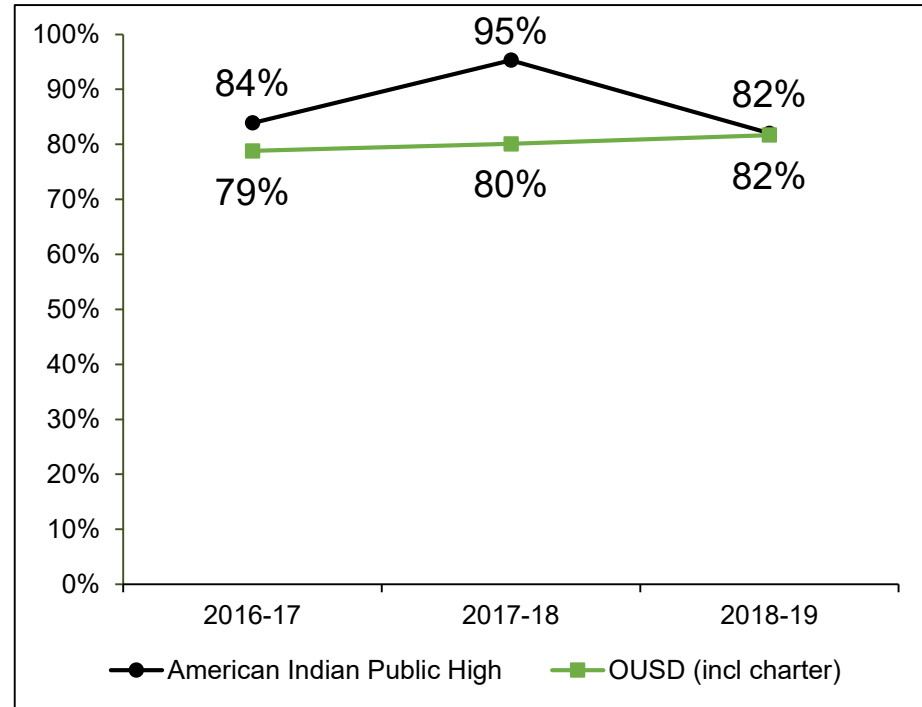
# Key Student Group Comparisons

## Economically Disadvantaged Students

### State Test Proficiency



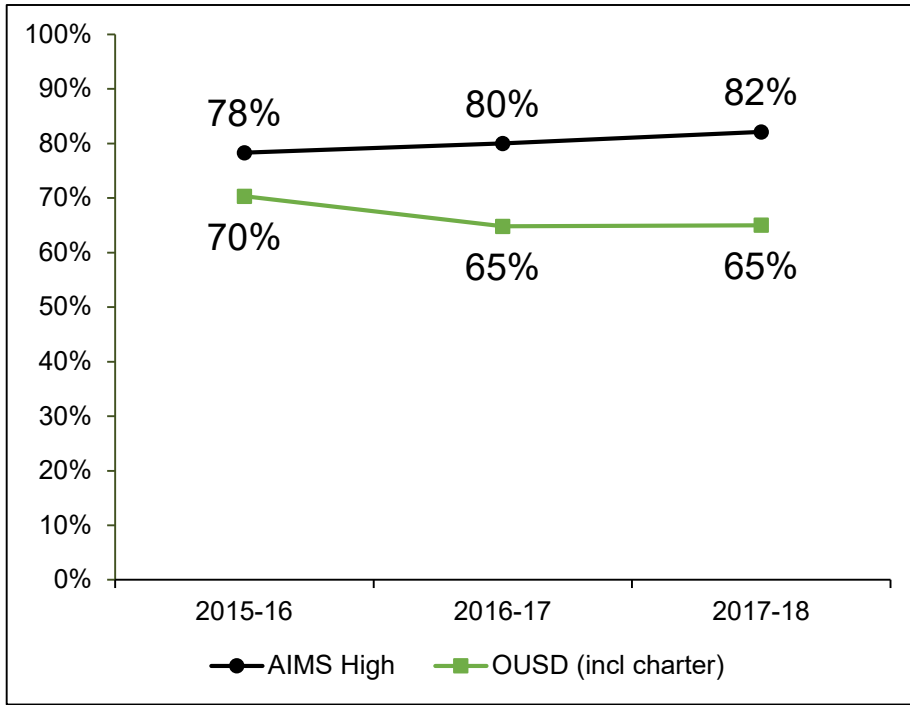
### 4 Year Cohort Graduation Rate



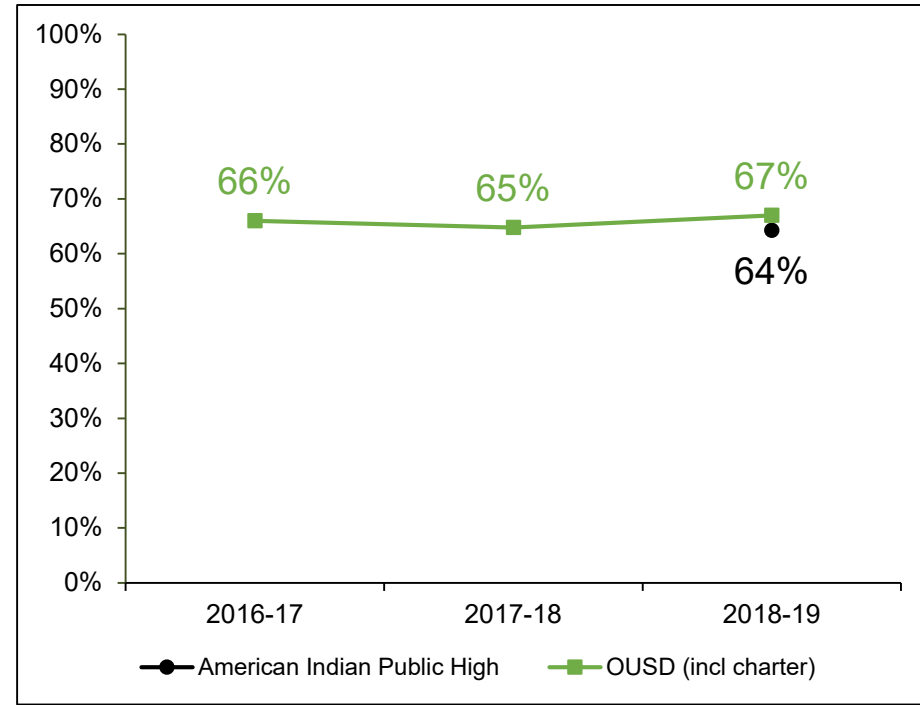


# Key Student Group Comparisons, Cont'd

### Economically Disadvantaged Students College-Going Rates



### English Learner Students 4 Year Cohort Graduation Rate

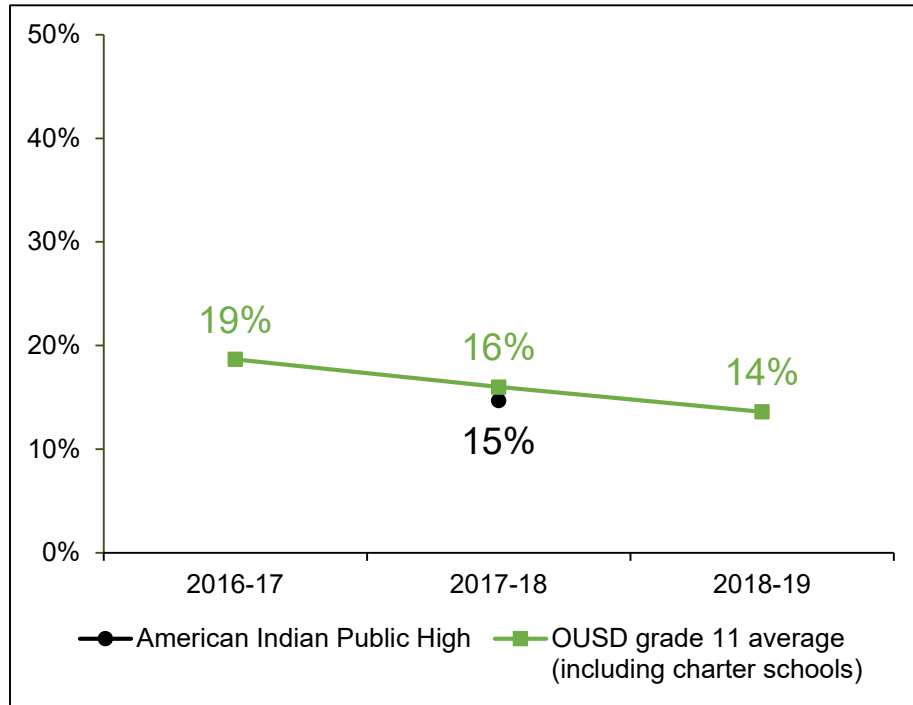




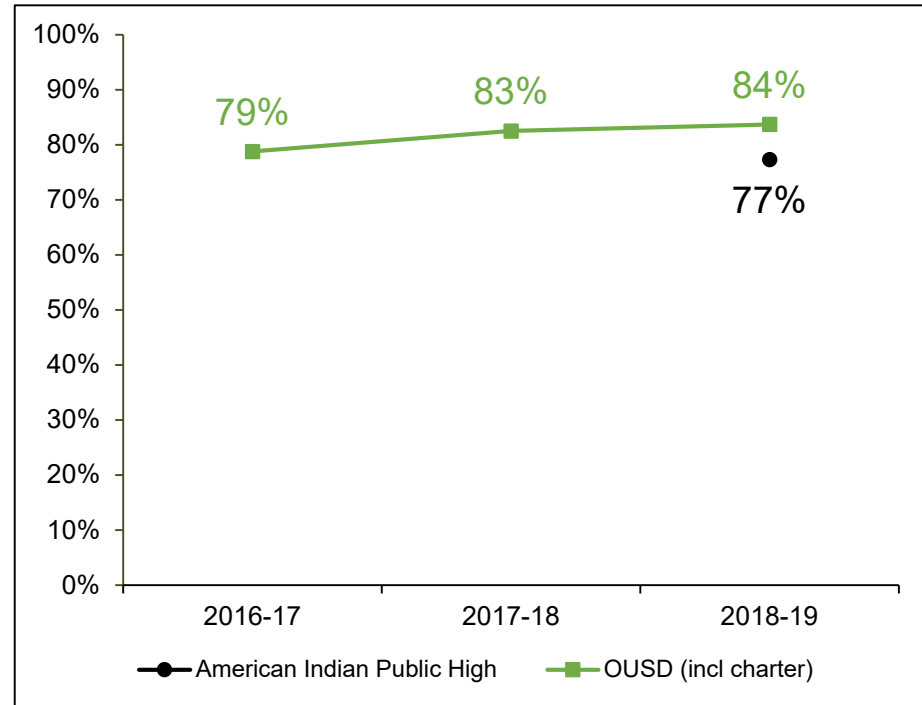
# Key Student Group Comparisons

## Black/African American Students

### State Test Proficiency

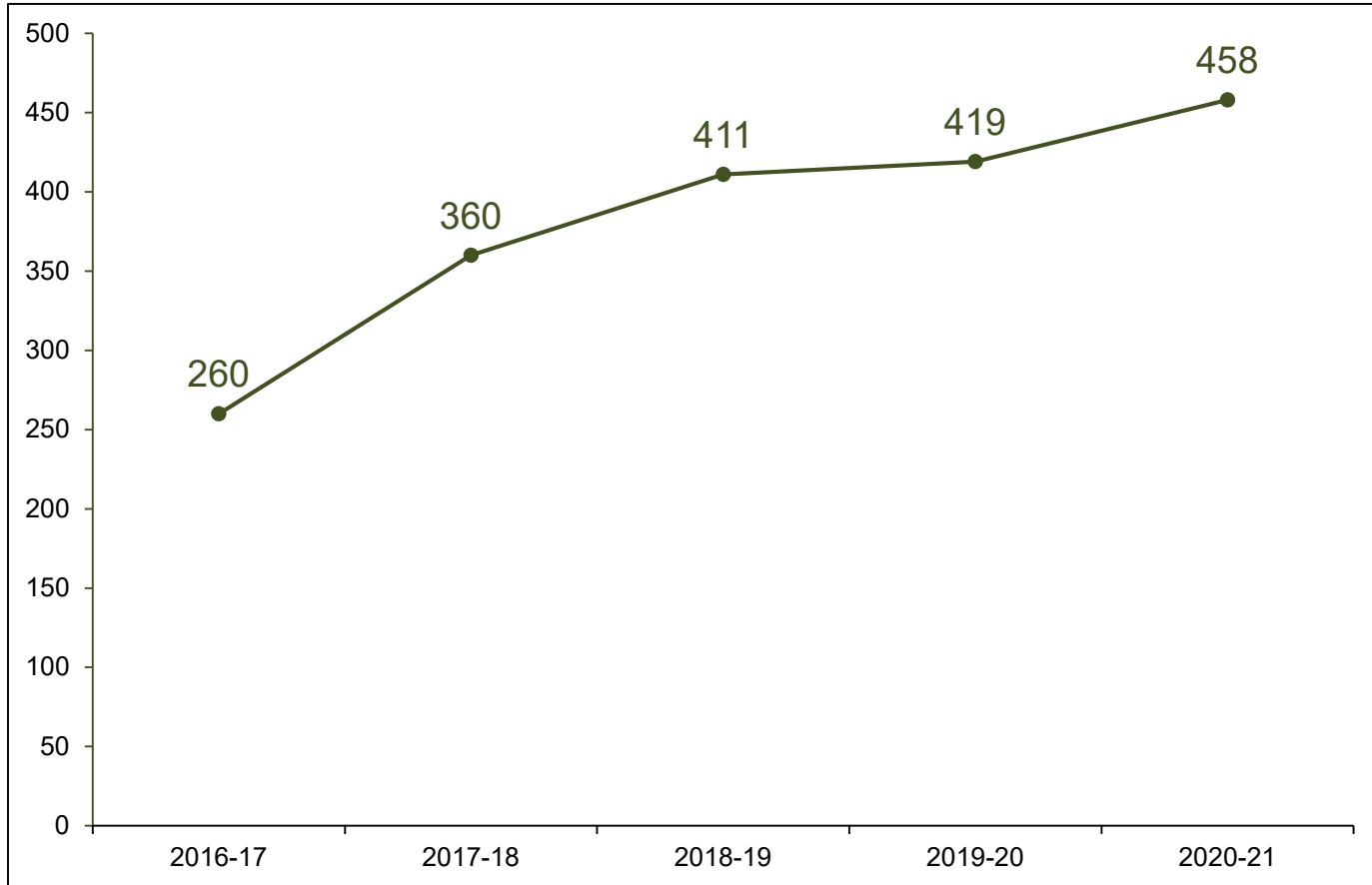


### 4 Year Cohort Graduation Rate





# Enrollment Over Time





# Demographics in 2019-20

Student Group	Charter School	OUSD (including charter schools)
Hispanic/Latinx	15%	47%
Black/African American	24%	22%
Asian	53%	12%
White	6%	10%
Two or More Races	0%	4%
Other Race/Ethnicity	2%	2%
Not Reported	0%	2%
Socioeconomically Disadvantaged	66%	73%
English Learners	15%	31% (K-8 only: 34%)
Special Education	3%	13% (excl. charter schools: 14%)

# Questions/Discussion

---